

Technical sheet :

MRT 3255 PRIVILEGE PLUS



Capacities		Metric	Imperial
Max. capacity	Q	5500 kg	12125 lbs
Max. lifting height	h3	31.6 m	103 ft 8 in
Max. Reach	l4	27.2 m	89 ft 3 in
Weight and dimensions			
Ground clearance	m4	0.42 m	1 ft 5 in
Wheelbase	y	3.75 m	12 ft 4 in
Length to face of forks	l2	8.5 m	27 ft 11 in
Length of frame	l14	6.57 m	21 ft 7 in
Overall length (with forks)	l1	8.5 m	27 ft 11 in
Overall width	b1	2.5 m	8 ft 2 in
Overall width with stabilisers extended	b7	7.1 m	23 ft 4 in
Overall height	h17	3.2 m	10 ft 6 in
Overall cab width	b4	0.99 m	3 ft 3 in
Tilt-down angle	a5	105 °	105 °
Tilt-up angle	a4	12 °	12 °
Forks length / width / section	l / e / s	1200 mm x 50 mm x 15 mm	47.244 in x 1.969 in x 0.591 in
Turret rotation		360 °	360 °
Outer frame turning radius	Wa3	5.56 m	18 ft 3 in
Internal turning radius (over tyres)	b13	1.9 m	6 ft 3 in
Overall weight		23986 kg	52880 lbs
Wheels			
Tyres type		Pneumatic	Pneumatic
Steering wheels (front / rear)		2 / 2	2 / 2
Drive wheels (front / rear)		2 / 2	2 / 2
Stabilisers			
Stabs Type		Telescopic Triplex	Telescopic Triplex
Controls with stabs		Stabs Commands Individual or Simultaneous	Stabs Commands Individual or Simultaneous
Engine			
Engine brand		Mercedes	Mercedes
Engine norm		Stage IV / Tier 4 Final	Stage IV / Tier 4 Final
Engine model		OM 934 LA.E4-1	OM 934 LA.E4-1
I.C. Engine power rating / Power (kW)		231 Hp / 170 kW	231 Hp / 170 kW
Max. torque / Engine rotation		1600 @ 1200 tr/min	1600 @ 1200 tr/min
Number of cylinders - Capacity of cylinders		3400 - 5130 cm ³	3400 - 313.05 in ³
Injection		engine Injection direct	engine Injection direct
Engine cooling system		Water	Water
Number of batteries		2	2
Battery / Batteries capacity		12 V / 120 A	12 V / 120 A
Drawbar pull (Laden)		10500 daN	10500 daN
Transmission			
Transmission type		CVT	CVT
Max. travel speed (may vary according to applicable regulations)		40 km/h	24.9 mph
Parking brake		Automatic Negative Hand-brake	Automatic Negative Hand-brake
Service brake		Oil-immersed multi-discs on front & rear axles	Oil-immersed multi-discs on front & rear axles
Hydraulics			
Hydraulic pump type		Variable pump	Variable pump
Hydraulic flow		210 l/min	210 l/min
Hydraulic Pressure		350 Bar	24 PSI
Tank capacities			
Engine oil		297 l	65.33 gal
Hydraulic oil		297 l	65.33 gal
Fuel tank		361 l	79.41 gal
Diesel Exhaust fluid (AdBlue® type)		54 l	11.88 gal
Noise and vibration			
Noise at driving position (LpA)		80 dB(A)	80 dB(A)
Noise to environment (LwA)		106 dB(A)	106 dB(A)
Vibration to whole hand/arm		< 2.50 m/s ²	< 2.50 m/s ²
Miscellaneous			
Controls		2 Joysticks	2 Joysticks
Safety cabin homologation		Cab ROPS - FOPS Level 2	Cab ROPS - FOPS Level 2

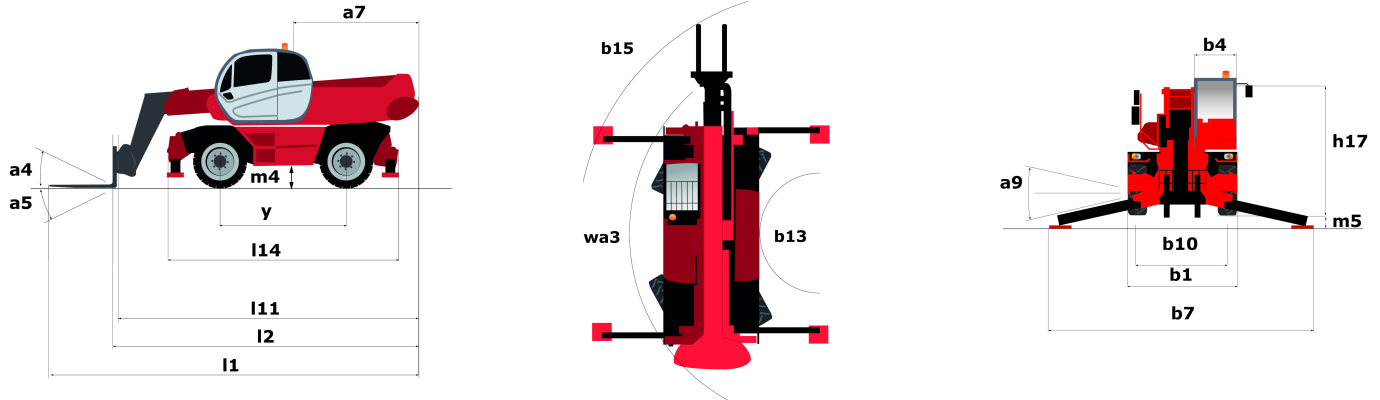
Miscellaneous

Attachment recognition system (E-Reco)

Standard

Standard

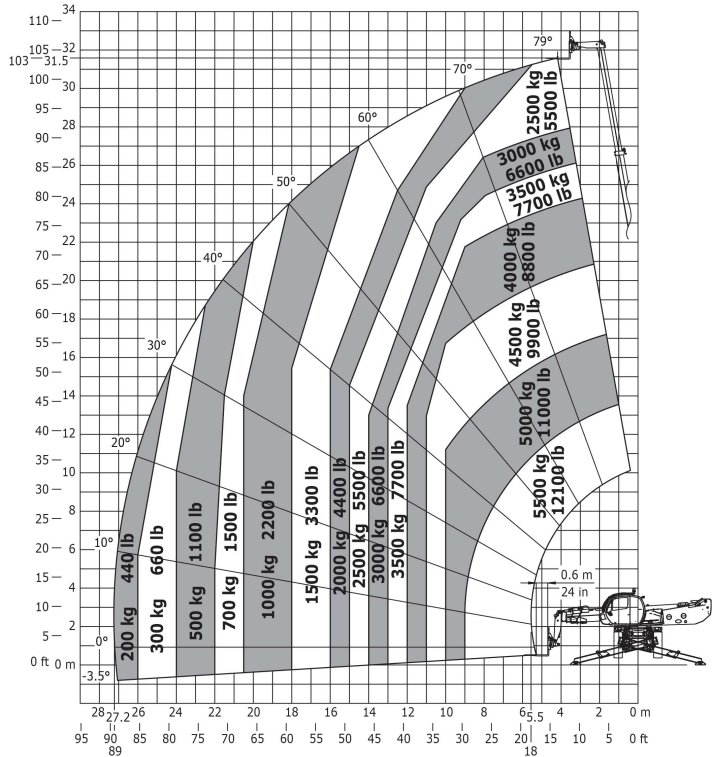
Dimensional drawing



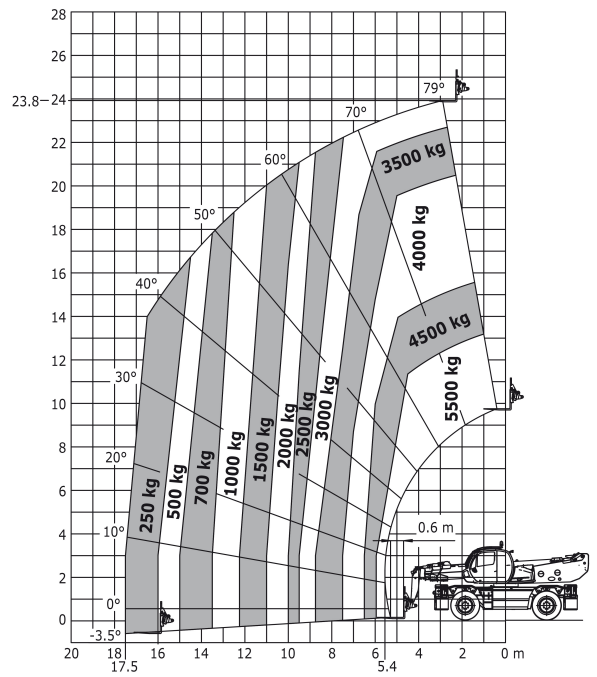
Other data		Metric	Imperial
Overall length (with forks)	l_1	8.5 m	27 ft 11 in
Length to face of forks	l_2	8.5 m	27 ft 11 in
Length of frame	l_{14}	6.57 m	21 ft 7 in
Wheelbase	y	3.75 m	12 ft 4 in
Ground clearance	m_4	0.42 m	1 ft 5 in
Counterweight offset (turret at 90°)	a_7	3.8 m	12 ft 6 in
Tilt-up angle	a_4	12°	12°
Tilt-down angle	a_5	105°	105°
Overall length at stabilisers	l_{12}	6.49 m	21 ft 4 in
Outer frame turning radius	wa_3	5.56 m	18 ft 3 in
Outer turning radius (with forks)	b_{15}	5.56 m	18 ft 3 in
Overall width	b_1	2.5 m	8 ft 2 in
Overall width with stabilisers extended	b_7	7.1 m	23 ft 4 in
Overall cab width	b_4	0.99 m	3 ft 3 in
Overall height	h_{17}	3.2 m	10 ft 6 in
Frame Levelling Corrector	a_9	8°	8°

Load chart

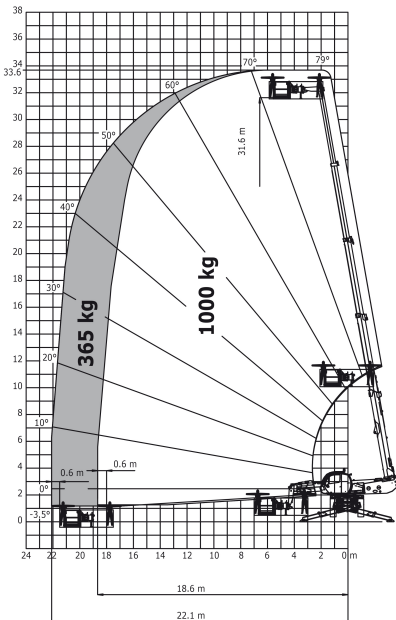
Load Chart metric



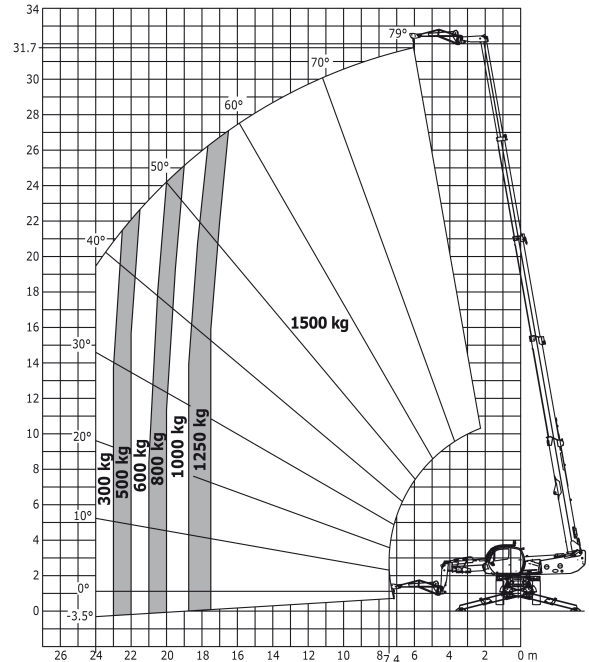
Machine on tyres with forks Metric



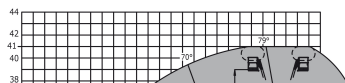
Rotation on lowered stabilisers with 1000 kg platform Metric



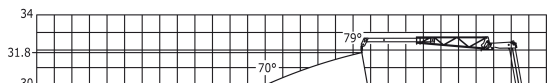
Rotation on lowered stabilisers with 1500 kg jib Metric

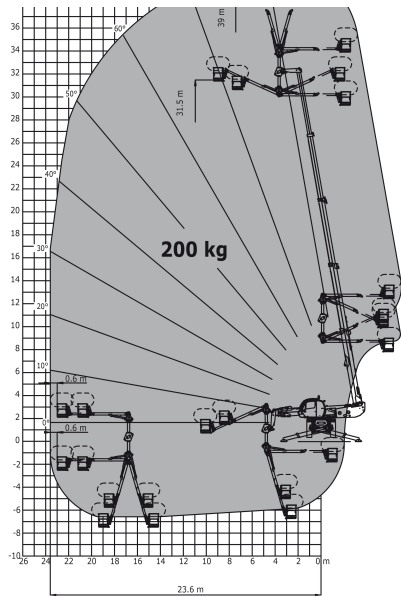


Rotation on lowered stabilisers with 3D positive / negative Metric

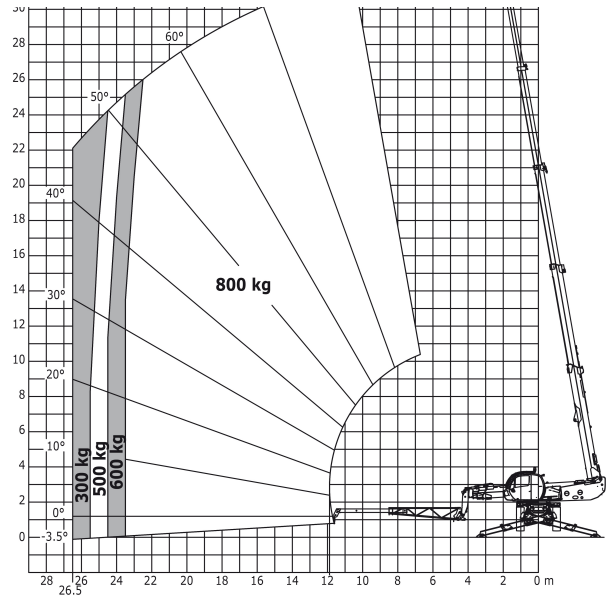


Rotation on lowered stabilisers with 800 kg jib Metric

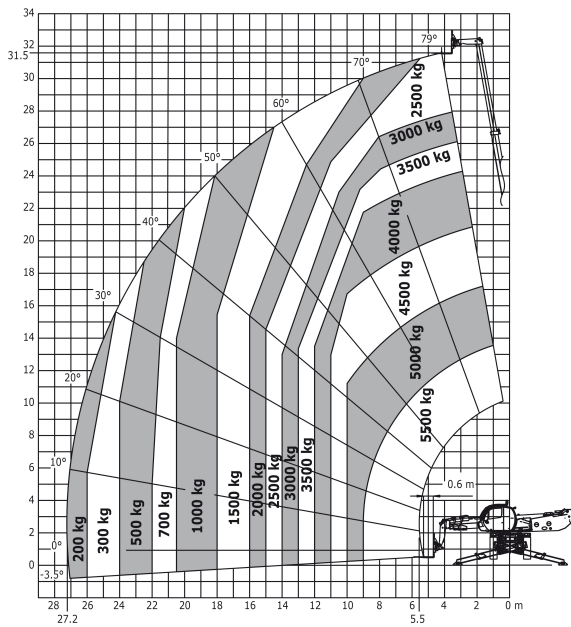




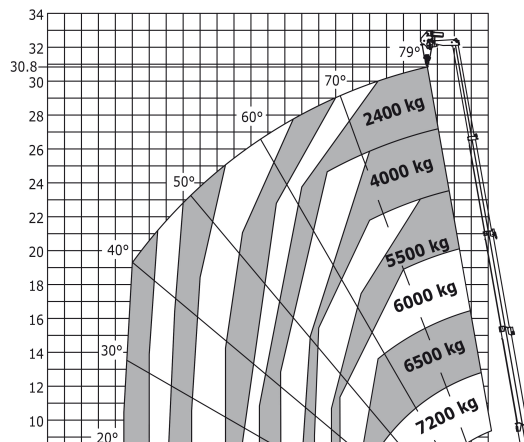
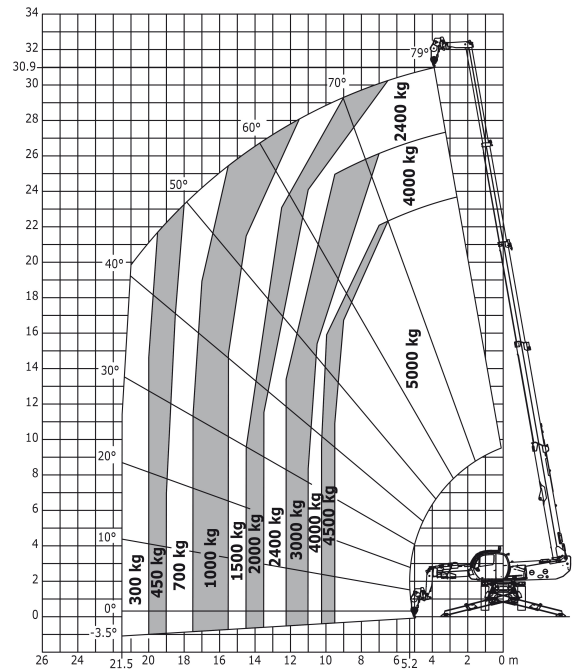
Rotation on lowered stabilisers with forks
Metric

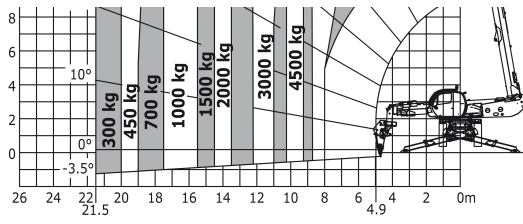



Rotation on lowered stabilisers with winch
5000 kg Metric



Rotation on lowered stabilisers with winch
7000 kg Metric







Siège Social

430 rue de l'Aubinière - 44150 Ancenis Cedex - France

Tel: +33(0)2 40 09 10 11 - Fax: +33 (0)2 40 09 10 97

www.manitou.com



This brochure describes versions and configuration options for Manitou products which may be fitted with different equipment. The equipment described in this brochure may be standard, optional or not available depending on version. Manitou reserves the right to change the specifications shown and described at any time and without prior warning. The manufacturer is not liable for the specifications given. For more information, contact your Manitou dealer. Non-contractual document. Product descriptions may differ from actual products. List of specifications is not comprehensive. The logos and visual identity of the company are the property of Manitou and may not be used without authorisation. All rights reserved. The photos and diagrams contained in this brochure are provided for information only.

MANITOU BF SA - Limited company with board of directors - Share capital: 39,547,824 euros - 857 802 508
RCS Nantes